

**Proposed revision of A156.18-2012**

**STANDARD  
FOR  
MATERIALS AND FINISHES**

**SPONSOR  
BUILDERS HARDWARE MANUFACTURERS ASSOCIATION, INC.**

**Revision A  
Revision B August 6, 2018  
Revision C August 23, 2018  
Revision D September 10, 2018 – values corrected  
Revision E Oct 9, 2018  
Revision F October 24, 2018  
Revision G November 1, 2018  
Revision H December 3, 2018**

## AMERICAN NATIONAL STANDARD

An American National Standard implies a consensus of those substantially concerned with its scope and provisions. An American National Standard is intended as a guide to aid the manufacturer, the consumer, and the general public. The existence of an American National Standard does not in any respect preclude anyone, whether he has approved the standard or not, from manufacturing, marketing, purchasing, or using products, processes or procedures not conforming to the Standard. American National Standards are subject to periodic review and users are cautioned to obtain the latest editions.

**CAUTION NOTICE:** This American National Standard is permitted to be revised or withdrawn at any time. The procedures of the American National Standards Institute require that action be taken to reaffirm, revise, or withdraw this standard no later than five years from the date of publication. Purchasers of American National Standards receive current information on all standards by calling or writing the American National Standards Institute.

Published by  
BUILDERS HARDWARE MANUFACTURERS ASSOCIATION, INC.  
355 Lexington Avenue New York, NY 10017  
[www.buildershardware.com](http://www.buildershardware.com)

Copyright © 2016 by the Builders Hardware Manufacturers  
Association, Inc.

Not to be reproduced without specific authorization from  
BHMA

Printed in the USA

This Standard was approved by ANSI under the Canvass Method. BHMA was accredited on 21 March 1983 by ANSI as a sponsor using the Canvass Method.

## FOREWORD (Not a part of ANSI/BHMA A156.18)

The general classification of builders hardware includes a wide variety of items which are divided into several categories. To recognize this diversity, a sectional classification system has been established. Each Standard is the result of the collective efforts of members of the Builders Hardware Manufacturers Association, Inc. who manufacture the products included in each Section. The total product standards effort is, therefore, a collection of Section Standards, each covering a specific category of items.

In BHMA Standards, performance tests and, where it has been necessary, material and dimensional requirements have been established to ensure safety, security, and stability to which the public is entitled. There are no restrictions on design except for those dimensional requirements imposed for the reasons given above. It is also required that some hardware items fit certain specified cutout dimensions.

This Standard on materials and finishes contains a description of types of finishes and divides them into categories. A numbering system has been established which identifies base material and finish.

Performance test methods for finishes are included. Requirements and exemptions concerning appearance are contained in this Standard.

The BHMA recognizes that new finishes, methods and materials will be developed. With this in mind, the Association plans to update, correct and revise this Standard on a regular basis.

Only finishes produced by three or more manufacturers are listed and are numbered starting with 600. Numbers 001 through 599 are reserved for individual manufacturers to use, as they desire for their own unique finishes.

The finish test methods, code numbers and finish descriptions contained in this Standard are intended to apply to the builders hardware industry. ~~However, the Standard is suitable for use in other industries.~~

**Formatted:** Strikethrough

## TABLE OF CONTENTS

1. SCOPE .....	5
2. DEFINITIONS .....	6
3. FINISH TEST METHODS AND CRITERIA.....	7
4. MATERIALS, CATEGORIES, AND FINISHES.....	9
5. FINISH NOMENCLATURE AND CODE NUMBERS.....	11
6. FINISH TEST REQUIREMENTS PER STANDARD .....	11
APPENDIX A USERS GUIDE .....	21

## 1. SCOPE

1.1 This Standard establishes test and performance requirements for organic and inorganic finishes applied to architectural hardware. Tests called out in the standard include salt spray, UV, perspiration, hardness, and humidity. This standard also includes criteria for ~~viewing, evaluating comparative finishes, assigning code numbers for finishes on various base materials, and establishes five categories of finishes to delineate on intended use and appearance over time.~~

Formatted: Strikethrough

1.2 Tests described in this Standard are performed under laboratory conditions. In actual usage, results vary because of installation, maintenance and environmental conditions.

1.3 **Performance Requirements** Are established based on the different ANSI/BHMA A156 requirements as listed in Section 6. Finish requirements can be different depending on the product type and standard. Finishes can be tested and listed to multiple standard finish requirements.

1.4 Related **products additional performance requirements** are covered in BHMA Publications:

A156.1-2016 for Butts and Hinges  
A156.2-2017 for Bored and Preassembled Locks and Latches  
A156.3-2014 for Exit Devices  
A156.4-2013 for Door Controls – Closers  
A156.6-2015 for Architectural Door Trim  
A156.8-2015 for Door Controls – Overhead Stops and Holders  
A156.9-2015 for Cabinet Hardware  
A156.11-2010 for Cabinet Locks  
A156.12-2018 for Interconnected Locks and Latches  
A156.13-2017 for Mortise Locks and Latches  
A156.14-2013 for Sliding and Folding Door Hardware  
A156.15-2015 for EM Release Device Closer Holder  
A156.16-2013 for Auxiliary Hardware  
A156.17-2014 for Self Closing Hinges and Pivots  
A156.20-2012 for Straps and Tee Hinges  
A156.23-2017 for Electromagnetic Locks  
A156.26-2017 for Continuous Hinges  
A156.29-2012 for Exit Locks and Alarms for Exit Devices  
A156.31-2013 for Electric Strike and Frame Mounted Actuators  
A156.36-2016 for Auxiliary Locks  
A156.37-2014 for Multipoint Locks  
A156.39-2015 Residential Locksets and Latches  
A156.40-2015 Residential Deadbolts

## 2. DEFINITIONS

2.1 **Blackened** A surface treated to be light absorbing, and darkened.

2.2 **Bright** A reflective mirror like surface.

2.3 **Coating** The application, of organic or inorganic materials to, or the conversion of the surface of the base material or substrate, for the changing of appearance, or for protection or both. The topcoat when applied establishes the type of coating for test purposes. When the top coat is transparent, it is often referred to as a clear coat.

2.3.1 **Organic Coating** Coatings with a material containing carbon compounds, excepting cyanides and carbonates, and including mixtures of organic and inorganic materials.

2.3.2 **Inorganic Coating** Coating with metallic or other non-carbonaceous materials or conversion of the surface to an oxide.

2.3.2.1 **Plating** Coating with a metallic deposit by chemical, electro-chemical, mechanical or electro-mechanical means.

2.3.2.2 **Oxidizing** Coating by conversion of the surface of the base material to an oxide by addition of oxygen or removal of hydrogen.

2.3.2.2.1 **Anodizing (aluminum)** Coating by electro-chemical process which converts the surface (aluminum) metal to (aluminum) oxide due to reactions at the anode in an acidic solution.

2.3.3 **Vacuum Applied Coating** Electrochemical or electrophysical (PVD or physical vapor deposition) deposition, operated in a vacuum to deposit an adherent, dense, thin film coating.

2.4 **Corrosion** The result of breakdown or eating away of the base material or substrate, not to be confused with staining. Corrosion of brass or bronze material can be green, brown or pink; corrosion of steel or stainless steel material is red rust, corrosion of aluminum or zinc base material is white.

2.6 **Finish Matching** Equivalent in color, texture, and appearance.

2.7 **Relieved** To set off by contrast through the partial removal of finish, creating a brushed, satin, or antique effect.

2.8 **Satin** A smooth dull finish with or without a directional pattern.

2.9 **Significant Surfaces** Surfaces of a product that are visible or exposed after the product are installed.

2.10 **Stain** Any obvious color change other than corrosion, which cannot be removed by rinsing with water.

2.11 **Substrate** The surface to which a coating is applied; may be a coating or the base material.

2.12 **Unstable Finish** A finish that intentionally lacks sufficient protection to ensure consistent color, texture, and appearance for the intended period of use.

### 3. FINISH TEST METHODS AND CRITERIA

3.1 These test methods do not predict the performance life of the finishes in actual use but are used as a quality control method to ensure consistent finish quality. Consult Section 6 of this standard for the applicable minimum exposure times and other values.

3.1.1 **Exempt Surfaces** Surfaces on which a controlled deposit ordinarily cannot be obtained, such as holes, edges, recesses, bases of angles, and similar areas, are exempt from the requirements for significant surfaces.

3.1.2 **Exempt Finishes** Category B and equivalent finishes 607 (634, 683), 613 (640, 703, 704), 717, 718, 719, 720, 721, 722, 727, 728 are not subject to testing but may be listed in the certified products directory to represent the manufacturer's product line.

3.1.3 **Test Specimens** Actual product components shall be used except where otherwise specified. Components without surfaces which are compatible with the prescribed test methods, shall use a finished flat test panel using substrate of the same base material of the actual product or component. The flat panels shall have a minimum exposed area of 2.50 x 3.75 in (64 x 95 mm) and shall be 0.020 to .25 in (0.5 to 6.4 mm) thick. A painted or powder coated finish in several different colors, where each color is composed of all the same materials except for variations in tints, is considered to be one finish type for test purposes.

3.2 **Salt Spray Test** This test shall be conducted in accordance with ASTM B 117-16 Standard Method of Salt Spray (Fog) Testing. Parts shall withstand exposure for the time specified in Section 6 in the applicable ANSI/BHMA A-156 Series Standard without base material or substrate corrosion or blistering exceeding one spot visible to the unaided eye per one square inch (25.4 square mm) of significant surface and without any spot larger than 1/16 in (1.6 mm) in diameter. The spread of corrosion on significant surfaces that originate from holes, edges, recesses, and bases of angles, shall not exceed 1/16 in (1.6mm). Staining shall not exceed 5% of the significant surface area of the component under test and without any spot larger than 1/4 in (6.4 mm) in diameter.

3.3 **Humidity Test** This test shall be conducted in a chamber with conditions as described in ASTM D1735-14, except with that this test shall be conducted in a chamber having a 95% ± 5% relative humidity. The parts shall be allowed to stabilize at room temperature for 30 minutes before they are examined. Blistering or staining of the part shall not be visible to the unaided eye. Within an additional 15 minutes, the organic coating shall pass a pencil hardness test (see 3.4) as specified in Section 6 the applicable ANSI/BHMA A-156 Series Standard and shall pass ASTM D 3359-17 Method for Measuring Adhesion by Tape Test using Method B Cross-Cut Tape Test with Intertape 51596 or Elcometer 99.

#### 3.4 Pencil Hardness Test

3.4.1. Using a Hardness Test Fixture similar to the one shown in Figure 1, test the organic coating hardness with the applicable Berol Turquoise pencil lead of the hardness specified in Section 6. The pencil lead shall be exposed beyond the tip of the holder 1/8 to 1/4 in (3.2 to 6.4 mm). In accordance with 3.4.2, abrade the end of the lead flat and perpendicular to its axis with the means provided in the Hardness Test Fixture. Place a 3 lb. 10 oz ± 1 oz (1644 g ± 28.3 g) load on the pencil lead during test. The test part shall be grounded to the movable portion of the test fixture table. Push the organic coated surface of the test part across the lead for ¼ to ½ in (6.4 to 12.7 mm). Failure occurs if the coating is removed to the substrate, or near enough to the substrate, to activate the holiday detector alarm on the fixture.

3.4.2 Abrade the lead with #400 grit sandpaper and finish with light pressure to minimize grooves in the abraded surface. The circular edge shall be sharp, not serrate, when inspected with 5X magnification after each abrading. Repeat the abrading as required until the inspected edge is sharp. By rotating the lead holder after each test either 180 or 120 degrees ± 1 degree, three tests maximum shall be performed per abrading.

3.4.3 In lieu of the BHMA Hardness Test Fixture a similar fixture is permitted to be used. The following details are required.

- a) lead holder firmly held at 45 degrees  $\pm$  1 degree to test surface
- b) Weight and lead holder “float” vertically on a miniature slide
- c) Table moves on linear ball bearings
- d) Lead abrading means is provided for 90<sup>0</sup> dressing
- e) The BHMA Holiday Detector alarm circuit of Figure 2

**3.5 Perspiration Test** This test shall be conducted using a reagent made up by weight of 5% sodium chloride, 5% acetic acid, 3% butyric acid, 3% valeric acid and 84% distilled water. The reagent must be less than one year old and stored at 40 degree F  $\pm$  5 degrees F (4 degrees C  $\pm$  3 degrees C). A dam of epoxy or similar adhered material, shall be used to contain the solution over an area between ½ and 1 square in. (323 and 645 square mm) with a minimum solution depth of 1/16 in. (1.6 mm). Apply the reagent; let stand for 15 minutes and wash off with cold water. The coating shall then pass a pencil hardness test in accordance with 3.4 using a pencil lead of 2B hardness. This constitutes one cycle. Repeat within the test area (avoiding the same line), the number of cycles specified in ~~Section 6. the applicable ANSI/BHMA A156 Series Standard.~~

**3.6 Ultraviolet Light and Condensation Test** This test shall be conducted in accordance with ASTM G154-16 Standard Practice for Operating Fluorescent Light Apparatus for UV Exposure of Nonmetallic Materials except as follows. For all products, use UVA-340 lamps with a typical irradiance: 0.77 W/m<sup>2</sup>/nm. The test cycles and duration ~~are shall be~~ specified in ~~Section 6. the applicable ANSI/BHMA A156 Series Standards.~~ Three test specimens shall be tested for each finish and one additional specimen shall be retained for comparison at the end of the test. For **organic** coatings used on multiple base materials, testing of only one material is required. The retained specimen shall be stored in a controlled environment and protected from UV exposure. Start the test at the beginning of a UV cycle and end it at the conclusion of a condensation cycle. Test specimens shall be the actual product or component. Refer to 3.1.2 when finished product or component cannot be adopted to the UV test equipment. The test specimen shall be mounted as specified in ASTM G 154. Any of the cut edges of the panels are permitted to be sealed with silicone sealant or vinyl electrical tape. At the conclusion of the test, the retained panel and the tested panels shall be viewed in accordance with 4.3.3 and shall appear the same. Visual failure modes shall be any chipping, flaking, cracking, color loss, or change (from clear to white, yellow or brownish). At the completion of the Ultra Violet Light and Condensation Test, the panel shall pass F pencil hardness when tested in accordance with 3.4.

**3.7 Taber Abrasion Test** This Test shall be conducted in accordance with ASTM D4060-14 Test Method for Abrasion Resistance of Organic Coatings by the Taber Abraser. A uniform thickness of the coating to be tested shall be applied to a .060 in. (1.5 mm) minimum thick coupon using the manufacturer's normal coating materials and processes. The coating thickness of specimen shall reflect the average coating thickness of the manufacturer's products. The wheel shall be a CS-10 calabraxe with a 1000 gram load. Reface the wheel every 500 cycles. Failure constitutes wearing through the coating to the coupon prior to completing the number of cycles specified in ~~Section 6. the applicable ANSI/BHMA A156 Series Standard.~~ Detection shall be by a BHMA Holiday Detector (see Figure 2) or by visual inspection when the conductivity test is not applicable with non-conducting substrates nor with conductive coatings.



4. MATERIALS, CATEGORIES, AND FINISHES

4.1 **Materials** Except for the generic classifications of materials shown, there shall be no restrictions other than those specified in the applicable ANSI/BHMA A156 Series Standard and so long as good commercial practices are observed. The following identification numerals are used and often appear as the first numeral in the product type numbers used in individual ANSI/BHMA A156 Series Standards and identify the predominant material from which the product is made:

0	Optional material	5	Stainless steel
1	Cast, forged or extruded brass or bronze	6	Malleable iron
2	Sheet, coil or strip brass or bronze	7	Cast iron
3	Cast, forged or extruded aluminum	8	Steel
4	Sheet, coil or strip aluminum	9	Zinc alloy

Note: All reference in this document to "bronze" shall exclude the nickel silver alloy known as "white bronze".

4.2 **Categories** BHMA code numbers for finishes fall into one of five categories defined as follows:

A. Category A finishes are those that shall match BHMA match plates and are applied to the base material or are the base material defined by the description in 5.2 when viewed according to the formula in 4.3.3. Nominal reference values for color measuring equipment using the L\*a\*b\* scale are listed in the appendix.

B. Category B finishes are those that are unstable and are applied to the base material or are the base material defined by the description in 5.2. These finishes shall be compatible with the BHMA match plates, but these finishes cannot and do not match from one alloy or form of material to the next and from one manufacturer to the next. See A4.3.

C. Category C includes ornamental finishes that are applied to the base material defined by the description of 5.2. The material is blackened or oxidized then relieved or highlighted.

D. Category D finishes are functional protective finishes and appearance is not a factor.

E. Category E finishes shall be equivalent in appearance when compared with the corresponding Category A, B or C finishes. They shall be viewed using the method specified in 4.3.3.

4.2.1 BHMA provides certain Category A and Category B match plates including 605, 606, 607, 611, 612 (694), 613 (695), 618, 619, 622 (693), 625, 626, 627 (628), 629, and 630. Contact individual manufacturers for other finish samples. Category B finish match plates shall be kept fresh and shall be considered so if not held over six months and are kept in the original container and the viewing surface not touched.

4.3 **Finishes**

4.3.1 There are separate numbers for finishes as they are applied to each separate base material except when brass or bronze is permitted to be used interchangeably without affecting the final finish, and with some painted finishes which apply to several base materials. When a manufacturer designates a finish code i.e. 605 it does not necessarily denote that all significant surface trim is made from that base material. The customer is encouraged to consult with the manufacturer to determine specific materials used in each component.

4.3.2 All BHMA product types as described in the ANSI/BHMA A156 Series Standards are not available in all finishes. Consult individual manufacturers' catalogs.

4.3.3 **Test Methods for Finish Matching**

4.3.3.1 Comparative finishes shall appear the same when viewed two feet apart and three feet away, on the same relative plane.

Formatted: Sec1.2, Space After: 0 pt

4.3.3.2 Viewing Conditions. Place the specimen on a neutral background (middle gray to white) and illuminate it with natural or artificial daylight in 4.3.3.3.

4.3.3.3 Light Source. The artificial daylight source shall approximate the color and spectral quality of average daylight as represented by CIE illuminant D65 (as shown in appendix A) in accordance with ASTM D 1729-96 (2009).

## 5. FINISH NOMENCLATURE AND CODE NUMBERS

**5.1 Finish Nomenclature** Finishes shall be specified using the categories listed in 4.2. A finish designation with a letter suffix E indicates the finish code that the BHMA match plate is derived from. Example: 605 means that all the significant surfaces are produced from the same base material (brass) that the match plate is derived from. However 605E means that the finish is to be compared to the 605 match plate for appearance only regardless of the base material or finish process used.

### 5.2 Tables of Finish Descriptions and Equivalents

BHMA CODE NUMBER	FINISH DESCRIPTION	BASE MATERIAL	CATEGORY	NEAREST FORMER US EQUIVALENT
	<b>Primed for Painting</b>			
600	Primed for painting	Steel	D	USP
674	Primed for painting	Zinc	D	USP
715	Primed for painting	Aluminum	D	USP
	<b>Bright Japanned</b>			
601	Bright Japanned	Steel	D	US1B
	<b>Zinc Plated</b>			
603	Zinc plated	Steel	D	US2G
604	Zinc plated and dichromate sealed	Steel	D	
663	Zinc plated with clear chromate seal	Steel	D	
	<b>Bright Brass</b>			
605	Bright Brass, clear coated	Brass	A	US3
632	Bright brass plated, clear coated	Steel	E	US3
666	Bright brass plated, clear coated	Aluminum	E	US3
677	Bright brass plated, clear coated	Zinc	E	US3
697	Bright brass plated, clear coated	Plastic	E	US3
707	Bright brass anodized	Aluminum	E	US3
716	Bright gold anodized	Aluminum	E	US3
721	Bright brass uncoated	Architectural Bronze	B	US3
723	Bright brass appearance vacuum applied	Brass/Bronze	E	US3
724	Bright brass appearance vacuum applied	300 Series Stainless Steel	E	US3
729	Bright brass appearance vacuum applied	Zinc	E	US3
	<b>Satin Brass</b>			
606	Satin brass, clear coated	Brass	A	US4
633	Satin brass plated, clear coated	Steel	E	US4
667	Satin brass plated, clear coated	Aluminum	E	US4
678	Satin brass plated, clear coated	Zinc	E	US4
696	Satin brass painted	Any	E	US4
688	Satin aluminum, gold anodized	Aluminum	E	US4
698	Satin brass plated, clear coated	Plastic	E	US4
720	Mill finish brass uncoated	Architectural Bronze	B	US4
728	Satin brass uncoated	Architectural Bronze	B	US4
730	Satin brass appearance vacuum applied	Brass/Bronze	E	US4

BHMA CODE NUMBER	FINISH DESCRIPTION	BASE MATERIAL	CATEGORY	NEAREST FORMER US EQUIVALENT
731	Satin brass appearance vacuum applied	300 Series SS	E	US4
732	Satin brass appearance vacuum applied	Zinc	E	US4
	<b>Oxidized Satin Brass</b>			
607	Oxidized satin brass, oiled rubbed	Brass	B	
634	Oxidized satin brass plated, oil rubbed	Steel	E	
683	Oxidized satin brass plated, oil rubbed	Zinc	E	
733	Oxidized Satin brass appearance vacuum applied	Brass/Bronze	E	US4
734	Oxidized Satin brass appearance vacuum applied	300 Series SS	E	US4
735	Oxidized Satin brass appearance vacuum applied	Zinc	E	US4
	<b>Oxidized Satin Brass, Relieved</b>			
608	Oxidized satin brass, relieved, clear coated	Brass	C	
635	Oxidized satin brass plated, relieved, clear coated	Steel	E	
<a href="#">651</a>	<a href="#">Oxidized satin brass plated, relieved, clear coated -</a>	<a href="#">Zinc</a>	<a href="#">E</a>	
	<b>Satin Brass, Blackened, Satin Relieved</b>			
609	Satin brass, blackened, satin relieved, clear coated	Brass	C	US5
638	Satin brass plated, blackened, satin relieved, clear coated	Steel	E	US5
<a href="#">752</a>	<a href="#">Satin brass plated, blackened, satin relieved, clear coated</a>	<a href="#">Zinc</a>	<a href="#">E</a>	
	<b>Satin Brass, Blackened, Bright Relieved</b>			
610	Satin brass, blackened, bright relieved, clear coated	Brass	C	US7
636	Satin brass plated, blackened bright relieved, clear coated	Steel	E	US7
	<b>Bright Bronze</b>			
611	Bright bronze, clear coated	Bronze	A	US9
637	Bright bronze plated, clear coated	Steel	E	US9
679	Bright bronze plated, clear coated	Zinc	E	US9
705	Bright bronze plated, clear coated	Aluminum	E	US9
708	Bright bronze anodized	Aluminum	E	US9
726	Bright bronze plated, clear coated	Brass	E	US9
736	Bright bronze appearance vacuum applied	Brass/Bronze	E	US9
737	Bright bronze appearance vacuum applied	300 Series SS	E	US9
738	Bright bronze appearance vacuum applied	Zinc	E	US9
	<b>Satin Bronze</b>			
612	Satin bronze, clear coated	Bronze	A	US10
639	Satin bronze plated, clear coated	Steel	E	US10
668	Satin bronze plated, clear coated	Aluminum	E	US10

BHMA CODE NUMBER	FINISH DESCRIPTION	BASE MATERIAL	CATEGORY	NEAREST FORMER US EQUIVALENT
680	Satin bronze plated, clear coated	Zinc	E	US10
694	Medium bronze painted	Any	<del>A</del> E	
699	Satin bronze plated, clear coated	Plastic	E	US10
709	Satin bronze anodized	Aluminum	E	US10
725	Satin bronze plated, clear coated	Brass	E	US10
739	Satin bronze appearance vacuum applied	Brass/Bronze	E	US10
740	Satin bronze appearance vacuum applied	300 Series Stainless Steel	E	US10
741	Satin bronze appearance vacuum applied	Zinc	E	US10
	<b>Dark Oxidized Satin Bronze</b>			
613	Dark oxidized satin bronze, oil rubbed	Bronze	B	US10B
640	Oxidized satin bronze plated over copper plate, oil rubbed	Steel	E	US10B
695	Dark bronze painted	Any	<del>A</del> E	
703	Oxidized satin bronze plated, oil rubbed	Aluminum	E	US10B
704	Oxidized satin bronze plated, oil rubbed	Zinc	E	US10B
710	Dark oxidized satin bronze anodized	Aluminum	E	US10B
727	Dark oxidized Satin bronze plated	Brass	E	US10B
742	Dark oxidized Satin bronze appearance vacuum applied	Brass/Bronze	E	US10B
743	Dark oxidized Satin bronze appearance vacuum applied	300 Series Stainless Steel	E	US10B
744	Dark oxidized Satin bronze appearance vacuum applied	Zinc	E	US10B
	<b>Oxidized Satin Bronze, Relieved</b>			
614	Oxidized satin bronze, relieved clear coated	Bronze	C	
615	Oxidized satin bronze, relieved, waxed	Bronze	C	
641	Oxidized satin bronze plated, relieved, clear coated	Steel	E	
642	Oxidized satin bronze plated, relieved, waxed	Steel	E	
	<b>Satin Bronze, Blackened</b>			
616	Satin bronze, blackened, satin relieved, clear coated	Bronze	C	US11
643	Satin bronze plated, blackened satin relieved, clear coated	Steel	E	US11
	<b>Dark Oxidized Satin Bronze, Bright Relieved</b>			
617	Dark oxidized satin bronze, bright relieved, clear coated	Bronze	C	US13
644	Dark oxidized satin bronze plated, bright relieved, clear coated	Steel	E	US13
	<b>Bright Nickel</b>			
618	Bright nickel plated, clear coated	Brass, Bronze	A	US14
645	Bright nickel plated, clear coated	Steel	E	US14
669	Bright nickel plated	Aluminum	E	US14
745	Bright nickel appearance vacuum applied	Brass/Bronze	E	US14

Formatted: Strikethrough

Formatted: Not Strikethrough

BHMA CODE NUMBER	FINISH DESCRIPTION	BASE MATERIAL	CATEGORY	NEAREST FORMER US EQUIVALENT
746	Bright nickel appearance vacuum applied	300 Series SS	E	US14
747	Bright nickel appearance vacuum applied	Zinc	E	US14
<a href="#">753</a>	<a href="#">Bright Nickel Plated, Clear Coated</a>	<a href="#">Zinc</a>	<a href="#">E</a>	<a href="#">US14</a>
	<b>Satin Nickel</b>			
619	Satin nickel plated, clear coated	Brass, Bronze	A	US15
646	Satin nickel plated, clear coated	Steel	E	US15
670	Satin nickel plated	Aluminum	E	US15
748	Satin nickel appearance vacuum applied	Brass/Bronze	E	US15
749	Satin nickel appearance vacuum applied	300 Series SS	E	US15
750	Satin nickel appearance vacuum applied	Zinc	E	US15
<a href="#">754</a>	<a href="#">Satin Nickel plated, clear coated</a>	<a href="#">Zinc</a>	<a href="#">E</a>	<a href="#">US15</a>
	<b>Satin Nickel Plated, Blackened</b>			
620	Satin nickel plated, blackened, satin relieved, clear coated	Brass, Bronze	C	US15A
647	Satin nickel plated, blackened, satin relieved, clear coated	Steel	E	US15A
<a href="#">755</a>	<a href="#">Satin Nickel plated, blackened, satin relieved, clear coated</a>	<a href="#">Zinc</a>	<a href="#">E</a>	<a href="#">US15A</a>
	<b>Nickel Plated, Blackened, Relieved</b>			
621	Nickel plated, blackened, relieved clear coated	Brass, Bronze	C	US17A
648	Nickel plated, blackened, relieved, clear coated	Steel	E	US17A
	<b>Flat Black Coated</b>			
622	Flat black coated	Brass, Bronze	A	US19
631	Flat black coated	Steel	E	US19
671	Flat black coated	Aluminum	E	US19
676	Flat black coated	Zinc	E	US19
693	Black painted	Any	<del>A</del> <a href="#">E</a>	
711	Flat black anodized	Aluminum	E	US19
	<b>Light Oxidized Statuary Bronze</b>			
623	Light oxidized statuary bronze, clear coated	Bronze	C	US20
649	Light oxidized bright (statuary?) bronze plated, clear coated	Steel	E	US20
691	Light bronze painted	Any	E	US20
	<b>Dark Oxidized Statuary Bronze</b>			
624	Dark oxidized statuary bronze, clear coated	Bronze	C	US20A
650	Dark oxidized statuary bronze plated, clear coated	Steel	E	US20A
690	Dark bronze painted	Any	E	US20A
	<b>Bright Chromium</b>			
625	Bright chromium plated over nickel	Brass, Bronze	A	US26
651	Bright chromium plated over nickel	Steel	E	US26
672	Bright chromium plated over nickel	Aluminum	E	US26
681	Bright chromium plated over nickel	Zinc	E	US26
700	Bright chromium plated over nickel	Plastic	E	US26

BHMA CODE NUMBER	FINISH DESCRIPTION	BASE MATERIAL	CATEGORY	NEAREST FORMER US EQUIVALENT
712	Bright chromium anodized	Aluminum	E	US26
717	Bright aluminum uncoated	Aluminum	B	US26
	<b>Satin Chromium</b>			
626	Satin chromium plated over nickel	Brass, Bronze	A	US26D
652	Satin chromium plated over nickel	Steel	E	US26D
682	Satin chromium plated over nickel	Zinc	E	US26D
701	Satin chromium plated over nickel	Plastic	E	US26D
702	Satin chromium plated over nickel	Aluminum	E	US26D
713	Satin chromium anodized	Aluminum	E	US26D
	<b>Satin Aluminum</b>			
627	Satin aluminum, clear coated	Aluminum	A	US27
628	Satin aluminum, clear anodized	Aluminum	A	US28
673	Aluminum clear coated	Aluminum	D	
689	Aluminum painted	Any	E	US28
718	Satin aluminum uncoated	Aluminum	B	US27
719	Mill finish aluminum uncoated	Aluminum	B	US27
	<b>Bright Stainless Steel</b>			
629	Bright stainless steel	Stainless steel 300 series	A	US32
653	Bright stainless steel	Stainless steel 400 series	E	US32
	<b>Satin Stainless Steel</b>			
630	Satin stainless steel	Stainless steel 300 series	A	US32D
654	Satin stainless steel	Stainless steel 400 series	E	US32D
	<b>Other Combinations</b>			
655	Light oxidized satin bronze, bright relieved, clear coated	Bronze	C	US13
656	Light oxidized satin bronze plated, bright relieved, clear coated	Steel	E	US13
657	Dark oxidized copper plated, satin relieved, clear coated	Steel	C	
658	Dark oxidized copper plated, bright relieved, clear coated	Steel	C	
659	Light oxidized copper plated, satin relieved, clear coated	Steel	C	
660	Light oxidized copper plated, bright relieved, clear coated	Steel	C	
661	Oxidized satin copper plated, relieved, clear coated	Steel	C	
662	Satin brass plated, browned satin relieved, clear coated	Steel	C	
664	Cadmium plated with clear chromate seal	Steel	D	
665	Cadmium plated with iridescent dichromate	Steel	D	
675	Dichromate sealed	Zinc	D	

BHMA CODE NUMBER	FINISH DESCRIPTION	BASE MATERIAL	CATEGORY	NEAREST FORMER US EQUIVALENT
684	Black chrome plated, bright	Brass, Bronze	C	
685	Black chrome plated, satin	Brass, Bronze	C	
686	Black chrome plated, bright	Steel	E	
687	Black chrome plated, satin	Steel	E	
692	Tan painted	Any	D	
706	Gold painted	Any	D	
714	White painted	<del>Aluminum, Any</del>	D	
722	Dark oxidized bronze oil rubbed	Architectural Bronze	B	US10A

Formatted: Strikethrough

Formatted: Not Strikethrough

\* Vacuum applied finishes are generally applied over stainless steel base, or a chrome substrate on various base materials



**5.3 Reference Chart of Appearance Equivalent Finish Numbers**  
*Primary equivalent in parenthesis. See previous table for full descriptions.*

BHMA CODE NUMBER	FINISH DESCRIPTION/ BASE MATERIAL	PRIMARY EQUIVALENT	BHMA CODE NUMBER	FINISH DESCRIPTION/ BASE MATERIAL	PRIMARY EQUIVALENT
600	Primed for Painting/ steel	(600)	621	Nickel Plated, Blackened, Relieved/ brass, bronze	(621)
601	Bright Japanned/ steel	(601)	622	Flat Black Coated/ Brass, bronze	(622)
603	Zinc Plated/ Steel	(603)	623	Light Oxidized Statuary bronze/bronze	(623)
604	Zinc Plated/ steel	(603)	624	Dark Oxidized Statuary bronze/bronze	(624)
605	Bright Brass/ brass/brass	(605)	625	Bright Chromium/ brass, bronze	(625)
606	Satin Brass/ brass	(606)	626	Satin Chromium/ brass, bronze	(626)
607	Oxidized Satin/ brass/brass	(607)	627	Satin Aluminum/ aluminum	(627)
608	Oxidized Satin Brass, Relieved/brass	(608)	628	Satin aluminum, clear anodized/aluminum	(627)
609	Satin Brass, Blk'd, Satin Relieved/brass	(609)	629	Bright Stainless Steel/ 300 series ss	(629)
610	Satin Brass, Blk'd, Brite Relieved/brass	(610)	630	Satin Stainless Steel/ 300 series ss	(630)
611	Bright Bronze/ bronze	(611)	631	Flat black coated Steel/steel	(622)
612	Satin Bronze/ bronze	(612)	632	Bright brass plated, clear coated/steel	(605)
613	Dark Oxidized Satin Bronze/bronze	(613)	633	Satin brass plated, clear coated	(606)
614	Oxidized Satin Bronze, Relieved/ bronze	(614)	634	Oxidized satin brass plated, oil rubbed/steel	(607)
615	Oxidized satin bronze, relieved, waxed/bronze	(615)	635	Oxidized satin brass plated, relieved, clear coated/steel	(608)
616	Satin Bronze, Blackened Satin/ bronze	(616)	636	Satin brass plated, blackened bright relieved, clear coated/steel	(610)
617	Dk Oxidized Satin Bronze/bronze	(617)	637	Bright bronze plated, clear coated/steel	(611)
618	Bright Nickel/ Brass, bronze	(618)	638	Satin brass plated, blackened, satin relieved, clear coated/steel	(609)
619	Satin Nickel/ Brass, bronze	(619)	639	Satin bronze plated, clear coated/steel	(612)
620	Satin Nickel Plated,Blackened / brass, bronze	(620)	640	Oxidized satin bronze plated over copper plate, oil rubbed/steel	(613)

BHMA CODE NUMBER	FINISH DESCRIPTION/ BASE MATERIAL	PRIMARY EQUIVALENT	BHMA CODE NUMBER	FINISH DESCRIPTION/ BASE MATERIAL	PRIMARY EQUIVALENT
641	Oxidized satin bronze plated, relieved, clear coated/steel	(614)	659	Light oxidized copper plated, satin relieved, clear coated/steel	(None)
642	Oxidized satin bronze plated, relieved, waxed/steel	(614)	660	Light oxidized copper plated, bright relieved, clear coated/steel	(None)
643	Satin bronze plated, blackened satin relieved, clear coated/ steel	(616)	661	Oxidized satin copper plated, relieved, clear coated/steel	(None)
644	Dk Oxidized Satin Bronze/steel	(617)	662	Satin brass plated, browned satin relieved, clear coated/steel	(None)
645	Bright Nickel/ steel	(618)	663	Zinc plated with clear chromate seal/steel	(603)
646	Satin Nickel/ steel	(619)	664	Cadmium plated with clear chromate seal/steel	(None)
647	Satin nickel plated, blackened, satin relieved, clear coated/steel	(620)	665	Cadmium plated with iridescent dichromate/ steel	(None)
648	Nickel plated, blackened, relieved, clear coated/steel	(621)	666	Bright brass plated, clear coated/aluminum	(605)
649	Light oxidized bright bronze plated, clear coated/steel	(623)	667	Satin brass plated, clear coated/aluminum	(606)
650	Dark oxidized statuary bronze plated, clear coated/steel	(624)	668	Satin bronze plated, clear coated/aluminum	(612)
651	Bright chromium plated over nickel/steel	(625)	669	Bright nickel plated/aluminum	(618)
652	Satin chromium plated over nickel/steel	(626)	670	Satin nickel plated/aluminum	(619)
653	Bright stainless steel plated/400 series ss	(629)	671	Flat black coated/aluminum	(622)
654	Satin stainless steel plated/ 400 series ss	(630)	672	Bright chromium plated over nickel/aluminum	(625)
655	Light oxidized satin bronze, bright relieved, clear coated/bronze	(None)	673	Aluminum clear coated/aluminum	(627)
656	Light oxidized satin bronze plated, bright relieved, clear coated/steel	(None)	674	Primed for painting/zinc	(600)
657	Dark oxidized copper plated, satin relieved, clear coated/steel	(None)	675	Dichromate sealed/zinc	(None)
658	Dark oxidized copper plated, bright relieved, clear coated/steel	(None)	676	Flat black coated/zinc	(622)

BHMA CODE NUMBER	FINISH DESCRIPTION/ BASE MATERIAL	PRIMARY EQUIVALENT	BHMA CODE NUMBER	FINISH DESCRIPTION/ BASE MATERIAL	PRIMARY EQUIVALENT
677	Bright brass plated, clear coated/zinc	(605)	701	Satin Chromium/plastic	(626)
678	Satin brass plated, clear coated/zinc	(606)	702	Satin Chromium/aluminum	(626)
679	Bright bronze plated, clear coated/zinc	(611)	703	Dark Oxidized Satin Bronze/aluminum	(613)
680	Satin bronze plated, clear coated/zinc	(612)	704	Dark Oxidized Satin Bronze/zinc	(613)
681	Bright chromium plated over nickel/zinc	(625)	705	Bright Bronze/aluminum	(611)
682	Satin chromium plated over nickel/zinc	(626)	706	Gold painted/any	(None)
683	Oxidized satin brass plated, oil rubbed/zinc	(607)	707	Bright Brass/aluminum	(605)
684	Black chrome plated, bright/brass, bronze	(None)	708	Bright Bronze/aluminum	(611)
685	Black chrome plated, satin/brass, bronze	(None)	709	Satin Bronze/aluminum	(612)
686	Black chrome plated, bright/steel	(None)	710	Dark Oxidized Satin Bronze/aluminum	(613)
687	Black chrome plated, satin/steel	(None)	711	Flat Black Coated/aluminum	(622)
688	SatinBrass/aluminum	(606)	712	Bright Chromium/aluminum	625)
689	Satin Aluminum/any	(627)	713	Satin Chromium/aluminum	(626)
690	Dark bronze painted/any	(624)	714	White painted/aluminum	(None)
691	Light bronze painted/any	(623)	715	Primed for Painting/aluminum	(600)
692	Tan painted/any	(None)	716	Bright Brass/aluminum	(605)
693	Black painted/any	(622)	717	Bright Chromium/aluminum	(625)
694	Satin Bronze/any	(612)	718	Satin Aluminum/aluminum	(627)
695	Dark Oxidized Satin Bronze/any	(613)	719	Satin Aluminum/aluminum	(627)
696	Satin Brass/any	(606)	720	Satin Brass/architectural bronze	(606)
697	Bright Brass/plastic	(605)	721	Bright Brass/architectural bronze	(605)
698	Satin Brass/plastic	(606)	722	Dark oxidized bronze oil rubbed/architectural bronze	(None)
699	Satin Bronze/plastic	(612)	723	Bright Brass/brass, bronze	(605)
700	Bright Chromium/plastic	(625)	724	Bright Brass/300series ss	(605)

BHMA CODE NUMBER	FINISH DESCRIPTION/ BASE MATERIAL	PRIMARY EQUIVALENT	BHMA CODE NUMBER	FINISH DESCRIPTION/ BASE MATERIAL	PRIMARY EQUIVALENT
725	Satin Bronze/brass	(612)	741	Satin bronze appearance vacuum applied/zinc	(612)
726	Bright Bronze/brass	(611)	742	Dark oxidized Satin bronze appearance vacuum applied/brass, bronze	(613)
727	Dark Oxidized Satin Bronze/brass	(613)	743	Dark oxidized Satin bronze appearance vacuum applied/300 series ss	(613)
728	Satin Brass/architectural bronze	(606)	744	Dark oxidized Satin bronze appearance vacuum applied/zinc	(613)
729	Bright brass appearance vacuum applied/zinc	(605)	745	Bright nickel appearance vacuum applied/brass, bronze	(618)
730	Satin brass appearance vacuum applied/brass, bronze	(606)	746	Bright nickel appearance vacuum applied/300 series ss	(618)
731	Satin brass appearance vacuum applied/300 series ss	(606)	747	Bright nickel appearance vacuum applied/zinc	(618)
732	Satin brass appearance vacuum applied/zinc	(606)	748	Satin nickel appearance vacuum applied/brass, bronze	(619)
733	Oxidized Satin brass appearance vacuum applied/brass, bronze	(607)	749	Satin nickel appearance vacuum applied/300 series ss	(619)
734	Oxidized Satin brass appearance vacuum applied/300 series ss	(607)	750	Satin nickel appearance vacuum applied/zinc	(619)
735	Oxidized Satin brass appearance vacuum applied/zinc	(607)	751	Oxidized satin brass plated, relieved, clear coated - Zinc Substrate	(608)
736	Bright bronze appearance vacuum applied/brass, bronze	(611)	752	Satin brass plated, blackened, satin relieved, clear coated - Zinc Substrate	(609)
737	Bright bronze appearance vacuum applied/300 series ss	(611)	753	Bright Nickel Plated, Clear Coated - Zinc Substrate	(618)
738	Bright bronze appearance vacuum applied/zinc	(611)	754	Satin Nickel plated, clear coated – Zinc Substrate	(619)
739	Satin bronze appearance vacuum applied/brass, bronze	(612)	755	Satin Nickel plated, blackened, satin relieved, clear coated – Zinc Substrate	(620)
740	Satin bronze appearance vacuum applied/300 series ss	(612)			

6. FINISH TEST **PREFORMANCE** REQUIREMENTS PER STANDARD

These requirements do not predict the performance life of the finishes in actual use but are used as a quality control method to ensure consistent finish quality. Trim parts (levers, knobs, turns, roses, escutcheons, lock fronts, paddles, and strikes) shall meet the requirement as specified. All exposed, architecturally finished parts are subject to the finish requirements as detailed below. The values given are minimum requirements. Category B finishes as defined by A156.18 shall be excluded from any of the following finish test requirements.

6.13.2.2 Test Sample Selection: Three parts shall be selected at random for any specific finish requirement. When one part is noticeably poorer than the others tested, this defective part shall be ignored and three more parts shall be selected to be tested and failure of any parts shall then constitute failure of the complete test. **PLACE HOLDER**

6.1 ANSI/BHMA A156.1 STANDARD FOR BUTTS AND HINGES

6.1.1 Finish Test Parts. The parts for finish testing shall be selected at random and shall be three pieces. When one part is noticeably poorer than the others tested, this defective part shall be ignored as an isolated defective part.

**Requirements.**

Salt Spray Exposure Hours - All Grades	
Painted material	48 Hours
Non-Ferrous material - plated or unplated, coated or uncoated	72 Hours
Ferrous material – multiple plated, coated or uncoated	24 Hours
Ferrous material – single plated, coated or uncoated	18 Hours
Stainless steel	200 Hours

6.2 ANSI/BHMA A156.2 STANDARD FOR BORED AND PREASSEMBLED LOCKS AND LATCHES

6.2.1 Neutral Salt Spray Test Requirements - Requirements All Grades

Organic Coatings	96 Hours
Organic Coatings on Lock Fronts and Strikes	24 Hours
Materials without Organic Coatings	200 Hours

6.2.2 Humidity Test - Requirements All Grades

Organic Coatings	240 Hours
Organic Coatings on Lock Fronts and Strikes	48 Hours

6.2.3 Finish Hardness Test - Conduct either Pencil Hardness or Taber at the option of the manufacturer

Pencil Hardness – All Material with Organic Coatings	4H
Taber Test – All Material with Organic Coatings	500 Cycles

6.2.4 Perspiration Test - Requirements All Grades

All Material with Organic Coatings	4 Cycles
------------------------------------	----------

6.2.5 Ultra Violet Light and Condensation Test - Test cycle 8 hours UV at 60 C and 4 hours condensation at 50 degrees C. Requirements All Grades

Organic Coatings	144 Hours
------------------	-----------

6.3 ANSI/BHMA A156.3 STANDARD FOR EXIT DEVICES

6.3.1 Salt Spray Test Requirements - Requirements All Grades

Organic Coatings	96 Hours
Organic Coatings on Lock Fronts and Strikes	24 Hours
Materials without Organic Coatings	200 Hours

6.3.2 Humidity Test - Requirements All Grades

Organic Coatings	240 Hours
Organic Coatings on Lock Fronts and Strikes	48 Hours

6.3.3 Finish Hardness Test - Conduct either Pencil Hardness or Taber at the option of the manufacturer

Pencil Hardness – All Material with Organic Coatings	3H
Taber Test – All Material with Organic Coatings	500 Cycles

6.3.4 Perspiration Test - Requirements All Grades

All Material with Organic Coatings	4 Cycles
------------------------------------	----------

6.3.5 Ultra Violet Light and Condensation Test - Test cycle 8 hours UV at 60 C and 4 hours condensation at 50 degrees C. Requirements All Grades

Organic Coatings	144 Hours
------------------	-----------

6.4 ANSI/BHMA A156.4 STANDARD FOR DOOR CONTROLS - CLOSERS

6.4.1 Salt Spray Test Requirements - Requirements All Grades

All Products Painted or Plated	25 Hours
--------------------------------	----------

6.4.2 Humidity Test - Requirements All Grades

Organic Coatings/Clear Coatings – Grade 1 & 2	48 Hours
---	----------

6.5 ANSI/BHMA A156.6 STANDARD FOR ARCHITECTURAL DOOR TRIM

6.5.1 Salt Spray Test Requirements - Requirements All Grades

Materials with Painted	24 Hours
Materials with Clear Coatings	96 Hours
All Other Materials	200 Hours

6.5.2 Humidity Test - Requirements All Grades

Materials with Painted Coatings	48 Hours – Adhesion: Classification 4. Method B, 4H
Materials with Clear Coatings	240 Hours – Adhesion: Classification 4. Method B, 4H

6.5.3 Finish Hardness Test - Conduct either Pencil Hardness or Taber at the option of the manufacturer

Materials with Clear Coatings and Materials with Painted Coatings	Pencil Hardness: 4H
Materials with Clear Coatings and Materials with Painted Coatings	Taber: 500 Cycles

6.5.4 Perspiration Test - Requirements All Grades

Material with Clear Coatings and Materials with Painted Coatings	3 Cycles
--	----------

6.6 ANSI/BHMA A156.8 STANDARD FOR DOOR CONTROLS- OVERHEAD STOPS AND HOLDERS

Tests shall be conducted on arms, end caps, mounting brackets, and exposed channels only.

6.6.1 Salt Spray Test Requirements

Grade 1	48 Hours
Grade 2	24 Hours
Grade 3	12 Hours

6.6.2 Humidity Test - Requirements – For clear coatings only

Grade 1	48 Hours – Adhesion: Classification 4. Method B, Pencil Hardness: 2H
Grade 2	48 Hours – Adhesion: Classification 4. Method B, Pencil Hardness: 2H
Grade 3	N/A

6.7 ANSI/BHMA A156.9 STANDARD FOR CABINET HARDWARE

Unless otherwise specified, the following are the minimum performance requirements for finishes applied to cabinet hardware, excluding fasteners:

6.7.1 **Test Samples Selection.** Three parts shall be selected at random for any specific finish requirement. When one part is noticeably poorer than the others tested, this defective part shall be ignored and three more parts shall be selected to be tested and failure of any parts shall then constitute failure of the complete test.

6.7.2 **Class A Products.** High wear items. All pulls, knobs and exposed catches.

6.7.3 **Class B Products.** Low wear or non-decorative items or both. All butt, flush, and semiconcealed hinges, shelf rests, standards and brackets, fixed and rotating shelves and trays, drawers and drawer slides and backplates.

6.7.4 **Class C Products.** Low wear or concealed items or both. All concealed, invisible and pivot (knife) hinges, magnetic and mechanical catches.

6.7.5 **Salt Spray Test.** The parts shall be suspended in the test chamber as specified in ASTM B117 except the angular positioning noted is not a requirement. However, care shall be taken to ensure that the test solution does not puddle on the part under test. Nylon monofilament cord is permitted to be used to suspend the parts. The parts shall not be mounted on wood boards or other materials that allow the test solution to run off the support and contact the test part.

6.7.6 **Significant Surfaces.** The following shall not be considered a breakdown of a significant surface: a. Superficial corrosion or staining b. Localized softening, staining, blistering, loss of adhesion or corrosion of the base metal if caused by breakdown of a non-significant surface or if occurring at the points(s) where the salt spray or humidity solution collects and concentrates before dripping off the part.

6.7.7 **Non-Significant Surfaces.** Surfaces on which a controlled deposit ordinarily cannot be obtained such as holes, screw countersinks, mating hinge curls recesses, bases of angles, sheared sheet metal edges and areas not normally visible when the part is installed are exempted from the requirements for significant surfaces.

6.7.8 Salt Spray Test Requirements

	Product Class - Hours		
	A	B	C
Clear coated over base metal, plated surfaces, and clear coated over plated surfaces	16	12	8
Materials with Clear Coatings and Materials with Painted Coatings	48	24	12

6.7.9 Humidity Test - Adhesion classification 4, Method B.

	Product Class - Hours		
	A	B	C
All Surfaces	96	48	24



6.8 ANSI/BHMA A156.11 STANDARD FOR CABINET LOCKS

6.8.1 All the finish tests in this section apply to both locks and strikes.

6.8.2 Salt Spray Requirements

Grade 1	48 Hours
Grade 2	24 Hours
Grade 3	12 Hours

6.8.3 Humidity Requirements

Grade 1	48 Hours
Grade 2	24 Hours
Grade 3	12 Hours

6.8.4 Pencil Hardness Requirements

Grade 1	4H
Grade 2	4H
Grade 3	4H

6.9 ANSI/BHMA A156.12 STANDARD FOR INTERCONNECTED LOCKS – SAME AS 6.2

6.10 ANSI/BHMA A156.13 STANDARD FOR MORTISE LOCKS AND LATCHES – SAME AS 6.2

6.11 ANSI/BHMA A156.14 STANDARD FOR SLIDING AND FOLDING DOOR HARDWARE

6.11.1 Acceptability of Finish A finish sample shall be considered acceptable if it meets or exceeds the performance requirements.

6.11.2 Salt Spray Test Requirements - Requirements All Grades

Types depicted in 8.7, 8.8, 8.9, 8.10, and D8771 as shown in 8.11	12 Hours
Types depicted in 8.17.2, 8.3, 8.4, 8.5, 8.6, and D0821, D0831, D0841 as shown in 8.11	24 Hours

6.11.3 Perspiration Test - Requirements All Grades

Applicable only to accessory items D0781, D1791, D2801, D0821, D0831, D0841 as shown in 8.11	1 Cycle
--	---------

6.12 **ANSI/BHMA A156.15 STANDARD FOR RELEASE DEVICES- CLOSER HOLDER, ELECTROMAGNETIC AND ELECTROMECHANICAL**

6.12.1 Covers, arms, and housings shall be subjected to the test.

6.12.2 **Salt Spray Test Requirements**

25 Hours

6.12.3 **Humidity Test** – Clear coatings – Pencil Hardness: 2H and Adhesion: Classification 4 Method B

48 Hours

6.13 **ANSI/BHMA A156.16 STANDARD FOR AUXILIARY HARDWARE**

6.13.1 **Exemptions:** The following shall not be considered a breakdown of a significant surface:

Localized softening, staining, blistering, loss of adhesion or corrosion of the base metal caused by the breakdown of a non-significant surface or if occurring at the point or points where the salt spray or humidity solutions collect and concentrate before dripping off the part. Corrosion of sheared edges of precoated material.

6.13.2 **Pass - Fail Criteria:**

6.13.2.1 Acceptability: A finish sample shall be considered acceptable if it meets or exceeds the performance requirements.

6.13.2.2 Test Sample Selection: Three parts shall be selected at random for any specific finish requirement. When one part is noticeably poorer than the others tested, this defective part shall be ignored and three more parts shall be selected to be tested and failure of any parts shall then constitute failure of the complete test.

6.13.3 **Salt Spray Test Requirements**

	Grades - Hours		
	1	2	3
Steel, Cast Zinc, and Cast Aluminum Base Materials. All products except Replacement Casement Window Controls	24	12	6
Replacement Casement Window Controls	480	240	120
Brass, Bronze, Stainless Steel, and Aluminum other than Cast Base Materials	96	72	48

6.13.4 **Humidity Test** - Adhesion: Classification 4, Method B, Pencil hardness shall be 2H

	Grades - Hours		
	1	2	3
Steel, Cast Zinc, and Cast Aluminum Base Materials. All products except Replacement Casement Window Controls	120	96	60
Replacement Casement Window Controls	960	480	240
Brass, Bronze, Stainless Steel, and Aluminum other than Cast Base Materials	240	180	120

**6.14 ANSI/BHMA A156.17 STANDARD FOR SELF CLOSING HINGES AND PIVOTS – SAME AS 6.1 EXCEPT**

6.14.1 Three specimens for each finish test to be conducted.

**6.15 ANSI/BHMA A156.20 STANDARD FOR STRAP AND TEE HINGES, AND HASPS**

6.15.1 **Application.** This test applies to all products treated by plating or painting.

6.15.2 **Salt Spray Test.** Finishes shall withstand exposure for 24 hours.

**6.16 ANSI/BHMA A156.23 STANDARD FOR ELECTROMAGNETIC LOCKS**

6.16.1 Electromagnetic locks shall be tested unlocked with the lock and the armature separated.

6.16.2 **Test Specimens.** Additional parts are also required for the Appearance Finish tests as described.

6.16.3 **Appearance Finish Tests.** One armature and one outside lock body shall be tested for each finish being tested. Failure of any part shall constitute a failure of that finish.

**6.16.4 Salt Spray Test Requirements**

All finishes on the outside case of locks, mounting hardware, and armatures:	24 Hours
--	----------

**6.16.5 Humidity Test Requirements**

Organic coatings on outside case of locks, mounting hardware, and armatures:	48 Hours
--	----------

**6.17 ANSI/BHMA A156.26 STANDARD FOR CONTINUOUS HINGES**

6.17.1 Select at random, three specimens for salt spray testing using 4 in (102 mm) long sections of three different continuous hinges.

**6.17.2 Salt Spray Test Requirements - All Grades**

Clear Coatings on Single Plated Ferrous Material	24 Hours
Painted material	48 Hours
Non-Ferrous material – plated or unplated, coated or uncoated	72 Hours
Stainless steel	200 Hours

**6.18 ANSI/BHMA A156.29 STANDARD FOR EXIT LOCK, EXIT ALARMS, ALARMS FOR EXIT DEVICES**

6.18.1 **Samples** Finish Test two per finish. Finish tests are for all grades.

**6.18.2 Salt Spray Test Requirements**

Organic coatings except lock fronts and stand-alone exit alarms	96 Hours
Organic coatings on fronts and stand-alone exit alarms	24 Hours
In organic coatings or base material	200 Hours

6.18.3 **Humidity Test** – Organic Coating Only – Adhesion: Classification 4 Method B; Pencil Hardness 2H

Fronts and stand-alone exit alarms	48 Hours
All other parts	240 Hours

6.18.4 **Hardness Test** - Conduct either Pencil Hardness or Taber at the option of the manufacturer

Pencil Hardness - Fronts and stand-alone exit alarms – Organic Coatings only	2H
Pencil Hardness – All Other Parts – Organic Coatings only	3H
Taber Test – All Material with Organic Coatings	500 Cycles

6.18.5 **Perspiration Test** – Test does not apply to Stand-Alone Exit Alarms

All Organic Coatings Only	4 Cycles, Pencil Hardness 2B
---------------------------	------------------------------

6.18.6 **Ultra Violet Light and Condensation Test** - Test cycle 8 hours UV and 4 hours humidity at 50 degrees C; test to exterior grade using UVA 340 lamps

Organic Coatings Only	144 Hours
-----------------------	-----------

6.19 **ANSI/BHMA A156.31 STANDARD FOR ELECTRIC STRIKES AND FRAME MOUNTED ACTUATORS**

6.19.1 All exposed, architecturally finished parts are subject to the finish requirements as detailed below. Finish tests are for all grades.

6.19.2 **Salt Spray Test** Requirements

Organic Coatings	24 Hours
Inorganic Coatings or Base Material	200 Hours

6.19.3 **Humidity Test** – Adhesion Classification 4, Method B; Pencil hardness: 2H

Organic Coatings Only	48 Hours
-----------------------	----------

6.19.4 **Hardness Test** - Conduct either Pencil Hardness or Taber at the option of the manufacturer

Pencil Hardness – Organic Coatings Only	2H
Taber Test – Organic Coatings Only	500 Cycles

6.19.5 **Perspiration Test**

Applicable Organic Coatings Only	4 Cycles
----------------------------------	----------

6.19.6 **Ultra Violet Light and Condensation Test** - Test cycle 8 hours UV and 4 hours condensation at 50 degrees C, test to exterior grade using UVA 340 lamps

Organic Coatings Only	144 Hours
-----------------------	-----------

6.20 **ANSI/BHMA A156.36 STANDARD FOR AUXILIARY LOCKS– SAME AS 6.2**

6.21 **ANSI/BHMA A156.37 STANDARD FOR MULTIPOINT LOCKS**

6.21.1 **Salt Spray Test Requirements** - Requirements All Grades

Organic coatings on roses, escutcheons, knobs, levers, turns, grips, thumbpieces and cylinder guards	96 Hours
Organic Coatings on Lock Fronts and Strikes	24 Hours
Materials without Organic Coatings	200 Hours

6.21.2 **Humidity Test** - Requirements All Grades - Use Classification 4, Method B; Pencil Hardness 2H

Organic coatings on roses, escutcheons, knobs, levers, turns, grips, thumbpieces and cylinder guards	240 Hours
Organic Coatings on Lock Fronts and Strikes	48 Hours

6.21.3 **Finish Hardness Test** - Conduct either Pencil Hardness or Taber at the option of the manufacturer

Pencil Hardness – All Material with Organic Coatings	Grades 1 & 2: 4H; Grade 3: 4B
Taber Test – All Material with Organic Coatings	500 Cycles

6.21.4 **Perspiration Test** - Requirements All Grades

All Material with Organic Coatings	4 Cycles
------------------------------------	----------

6.21.5 **Ultra Violet Light and Condensation Test** – Use UVA 340 lamps

All Grades and Coatings	144 Hours
-------------------------	-----------

6.22 **ANSI/BHMA A156.39 STANDARD FOR RESIDENTIAL LOCKSETS AND LATCHES**

6.22.1 Subject one sample to test for each test. All plastic trims and covers with metallic finish coatings covering electronics shall be tested for visual color match only.

6.22.2 **Neutral Salt Spray Test Requirements**

	Grades - Hours		
	A	B	C
Conduct on all Finishes	200	96	72
Conduct on all finishes except lock fronts and strikes	24	24	24

6.22.3 Humidity Test

	Grades - Hours		
	A	B	C
Conduct on Organic Finishes Only	240	192	144
Conduct on Organic Finishes Only Except Lock Fronts and Strikes	48	48	48

6.22.4 Pencil Hardness Test

	Grades		
	A	B	C
Conduct on Organic Finishes Only	3H	2H	2H

6.22.5 Perspiration Test

	Grades - Cycles		
	A	B	C
Conduct on Organic Finishes Only	3	2	2

6.22.6 Ultra Violet Light and Condensation Test - Test cycle 8 hours UV at 60 C and 4 hours condensation at 50 degrees C.

	Grades - Hours		
	A	B	C
Conduct on Organic Finishes Only	288	144	96
Conduct on Organic Finishes Only Except Lock Fronts and Strikes	24	24	24

6.23 ANSI/BHMA A156.40 STANDARD FOR RESIDENTIAL DEADBOLTS– SAME AS 6.22

## APPENDIX A USERS GUIDE

(NOT A PART OF ANSI/BHMA A156.18)

### A-1 FINISHING PROCESSES

A1.1 Blackened is a darkened surface usually produced by chemical or applied means.

A1.2 Bright is a reflective finish generally produced mechanically or chemically.

A1.3 Satin is a surface usually with a limited reflectivity produced mechanically with a fine scratch pattern, which is straight, concentric, spiral or random. It is also produced electro-chemically with a non-reflective surface. A grit size of 150 to 220 is typically used to obtain patterns similar to the BHMA matchplates although results vary by material and process.

A1.4 Oxidizing is chemically changing the color of the base material in shades ranging from dark to light.

A1.5 Relieving or highlighting is mechanically removing oxide or blackening from portions, usually raised, of a patterned or textured surface thereby providing a two toned effect.

A1.6 **Organic Coating Examples** Coatings such as polyester, acrylic, lacquer, epoxy, or enamel in which the principal ingredients are derived from some compound of carbon (excluding carbides).

A1.7 Powder coatings are considered a type of paint.

### A-2 VIEWING FORMULA

A2.1 Variations in surface appearance of hardware products occur because of equipment used, the alloys being finished or the processes performed in the finishing operations. For this reason, side by side comparison testing is not realistic and the viewing formula given in 4.3.3 is used.

**A-3 Alternate Test method for Finish Matching.** The following method is a more precise technique which is being developed by BHMA for comparing finish match. Since it is in the development stage the absolute values and tolerances may be different when adopted into the standard.

A3.1 Spectrophotometer/Colorimeter Test. Spectrophotometers and Colorimeters (hereafter referred to as measuring equipment) can be used to determine finish match to the BHMA match plate when the match test is conducted using the following guidelines.

- a) Illumination. A light source representing CIE illuminate D65 should be used for all measurements
- b) Observer Angle. The measuring equipment should be set for a 10 degree observer angle.
- c) Specular Components. If the measuring equipment can have the specular component included or excluded, the equipment should be set to include the specular component.
- d) Aperture Size. The match plate and sample to be measured shall be sized such that it completely fills the measuring equipment's viewing aperture.
- e) Measurement Scale. The measuring equipment must be capable of measuring the CIE  $L^*a^*b^*$  method.
- f) Averaging. If capable, the measuring equipment should be set to take several readings and average their value. For surfaces that are not Bright (satin, relieved, etc.), the average should include readings where the samples have been rotated 90 degrees (both match plate and comparison sample).

g) Other Settings. Other settings required by the measuring equipment should be set in accordance with the manufacturer's recommendations. These settings must be documented for each test. Procedures. Since actual procedures may vary dependent upon the measuring equipment being used, the actual measuring procedure/process must be documented for each test. All tests conducted on similar type finishes should be conducted in a consistent manner. Deviations must be documented.

i) Nominal Reference Values

Finish	L*	a*	b*
605	84.0	-1.0	37.2
606	77.8	-0.2	32.3
611	81.0	8.9	28.3
612	75.6	9.3	27.7
618	77.5	0.7	7.0
619	70.0	0.8	7.0
625	84.0	-1.1	-1.0
626	78.0	-1.1	-0.2
628	85.2	-0.6	0.7
629	77.5	0.7	6.0
630	74.0	0.5	5.1

**A-4**

A4.1 Unused proposals for US "de-emphasis":

The use of nearest former US designations of finishes is anathema to the proper use of ANSI finish code numbers contained in this Standard. While discouraging the use of these former US designations, the committee responsible for this standard continued for several decades to print a column of "nearest former US equivalent" for each ANSI/BHMA finish code numbers. This practice is discontinued with this revision. The committee determined that printing such a column has in fact served to encourage the continued use of the US numbers in the jargon of a small segment of our industry.

A4.2 The "E" designation is loosely comparable to the former US numbers; that is, neither the base material, nor process is specified. For the most predictable performance, specify Category A finishes; specifying finish solely by US number is not recommended.

A4.3 Further information on visual matching of BHMA 613 oil rubbed bronze finish:

As stated in the standard "These finishes shall be compatible with the BHMA match plates, but these finishes cannot and do not match from one alloy or form of material to the next and from one manufacturer to the next. When choosing oil rubbed bronze and other Category B finishes, it should be realized that there are at least three variables that effect color matching. First, depending on the substrate, type of hardware part, even ambient conditions i.e. humidity, the finish may look slightly different within the same manufacturer's line. Second, the oxidation and oil rub process can vary by manufacturer to attain their intended appearance. And third, the finish, by nature, changes over time as it is exposed to environmental conditions and wear.

It is these inherent variations which ultimately result in the desirable aesthetic of oil rubbed bronze; if matching colors are desired, an alternative finish should be selected.



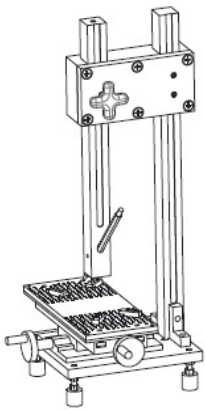
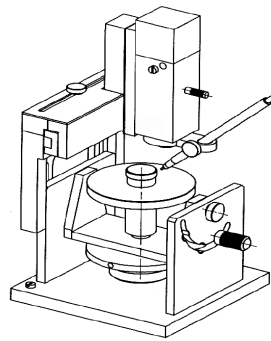
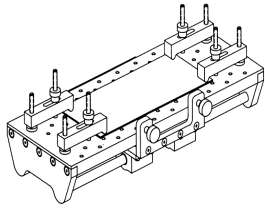
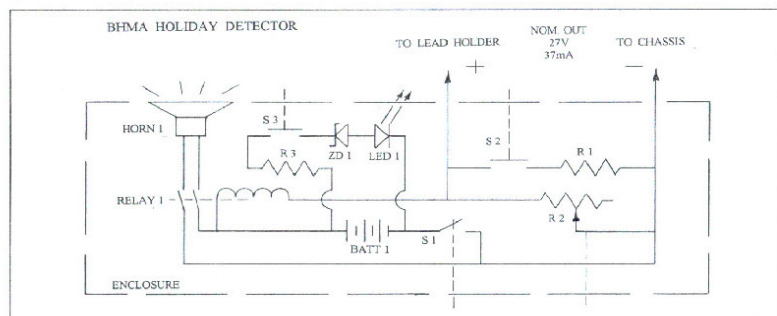


FIGURE 1  
PENCIL HARDNESS TEST FIXTURES



<u>SYMBOL</u>	<u>LABEL ON ENCLOSURE</u>	<u>DESCRIPTION</u>	<u>MFR. &amp; PART NO.</u>
BATT 1		Power – 27VDC	3 x 9 Volt Alkaline Battery
HORN 1		Failure Alarm	1.5 – 30v Buzzer, Mallory PK21N30W
RELAY 1		Horn Relay 24VDC DPDT	P & B R10E1Y2V700
S 1	“ON - OFF”	SPST Maintained Switch	Carlingswitch Rocker RA911-VB-B1-V
S 2	“PUSH & HOLD TO ADJUST”	SPST-NO Momentary Switch	SPST-NO Pushbutton Grayhill 30-3
S 3	“BATTERY TEST”	Do.	Do.
R 1		Calibration Resistance	3.01K Ohms $\pm 1\%$ $\frac{1}{4}$ w Philips SFR55 Resistor
R 2	“ADJUST TO ALARM THRESHOLD”	Potentiometer	5K Ohms $\frac{1}{2}$ w Clarostat 308N
R 3		Current Limiter	1300 Ohms $\pm 5\%$ $\frac{1}{2}$ w Resistor
ZD 1		Low Battery Test Zener Diode	25v $\pm 5\%$ $\frac{1}{2}$ w Philips 1N5253B
LED 1	“BATTERY OK”	5mm Super Bright Diffused LED T-1 $\frac{3}{4}$ 20ma	Microlamp MLED-3500D13/E
ENCLOSURE		3" x 3" x 6" or 2 $\frac{1}{2}$ " x 3 $\frac{1}{2}$ " x 8"	Hammond 1411M or Hammond 1454K

NOTES: 1. All components may be replaced by equivalents.  
2. Battery supply voltage of 25 to 27 and 3.01K ohms  $\pm 1\%$  calibration resistance are mandatory.

FIGURE 2

BHMA HOLIDAY DETECTOR

## **Parking Lot**

### **10/25/18 ASSA ABLOY – Chris Senger**

1. Section 5.3 Reference Chart of Appearance Equivalent Finish Numbers

2. **Revise as follows: Add New Finish Descriptions )** **Parking LOT – proposals on how to address to be submitted – address in scope (from forward) Chris to provide**

BHMA Code Number	Finish Description/Base Material	Primary Equivalent
756	Brushed Suede Appearance/Powder Coat/Any Base Material x Color (Black, White, Other)	None
757	Manufacturer Unique	None

3. Reason/ Supporting Information:

To expand finish categories and allow manufacturers with unique finishes to have a means of certifying to a performance requirement.

### **10/25/18 dormakaba – Robert Strong**

1. SCOPE

2. **Revise as follows: Address Later -Parking Lot 3.6 - OM**

Add: The Salt Spray test is the only BHMA A156.18 test that requires each finish to be tested with each base material used.

3. Reason/ Supporting Information:

To help clarify and control the possible number of samples required for each test.

### **10/25/18 dormakaba- Robert Strong**

1. Foreward

2. **Revise as follows: (Add to appendix to be addressed/ revised later – potentially in forward- also add table sent in excel)**

Add the following from the Operational Manual:

Finish Testing for All Standards

Refer to ANSI/BHMA A156.18-2012 Materials and Finishes or editions as referenced by the individual standard. Where groupings cover multiple revisions of A156.18, the latest edition shall apply.

- The participant shall prepare a listing of his product families for purposes of grouping tests under the guidelines of this document. Separate those finishes into sub-categories according to common base material and/or process. The designated test lab has the authority to verify or question the justification. The table below gives examples of Category A groupings (manufacturer shall create a list of finishes from each category A, B, C, D, E).
- Test frequency: One representative finish from each family shall be tested every three years, rotating coverage.
- Tests on brass (whether top surface, substrate, or base material) are sufficient to qualify identically finished bronze and vice versa. Other similarly technically defensible groupings are also acceptable as proposed and reviewed.
- Specimens from the same process may represent products in multiple standards. If there is more than one lab designated the testing, results from one lab are sufficient.
- Each processing facility or vendor is considered a separate process and must be tested individually.

- Within 90 calendar days after a change in finish specification, process, substrate, base material, or finishing source or location, samples shall be submitted for requalification.
  - A painted finish in several different colors, where each color is composed of all the same materials except for variations in tints, is considered to be one finish type.
  - Actual parts shall be selected for all finish tests except, where prohibited by equipment or method, test coupons may be used.
  - As a category B finish, 613 is not subject to testing but may be listed in the certified products directory to represent the manufacturer's product line.
  - Unless otherwise specified, UV test cycle default is 8 hours UV 60 C and 4 hours condensation 50 degrees C.
3. **Reason/ Supporting Information:**
- This will consolidate all the finish information and requirements into a common location.

BHMA No.	US Std No.	Base Mat'l	Description
*Component designated to be tested			
605	US3	Brass	Bright Brass Clear Coated
611	US9	Brz	Bright Brz. Clear Coated
* 606	US4	Brass	Satin Brass Clear Coated
or			
* 612	US10	Brz	Satin Brz. Clear Coated
618	US14	Brs/Brz	Bright Nickel Clear Coated
* 619	US15	Brs/Brz	Satin Nickel Clear Coated
* 622	US19	Brs/Brz	Flat Black Clear Coated
625	US26	Brs/Brz	Bright Chrome Plated
* 626	US26D	Brs/Brz	Satin Chrome Plated
* 627	US27	Alum	Satin Clear Coated
* 628	US28	Alum	Satin Clear Anodized
629	US32	S.S.	Bright
* 630	US32D	S.S.	Satin
* 693		Any	Black Painted
694		Any	Medium Bronze Painted
695		Any	Dark Bronze Painted

**10/25/18 dormakaba – Robert Strong**

1. Section 2 - Definitions

2. Revise as follows: (Parking Lot Chris Senger to provide additional wording – Paint/ Powder – notes in appendix on powder coating bring into definitions) A1.7 Powder coatings are considered a type of paint.

Add: definition for Paint A painted finish in several different colors, where each color is composed of all the same materials except for variations in tints, is considered to be one finish type.

3. Reason/ Supporting Information:

I didn't find a definition in A156.18

**12/3/2018 – ASSA ABLOY – Chris Senger**

Reference ASSA ABLOY's 10/25/2018 proposal and the current Foreword.

**Revise as follows:**

**Foreword** - Numbers 001 through 599 are ~~reserved~~ assigned for individual manufacturers to use, ~~as they desire~~ for their own unique finishes. These finishes have been certified per the ANSI Standard but are currently proprietary to less than three manufacturers.

Add new text within Section 4.3 to detail the following:

- Using Table 5.2 as a reference, a manufacturer may submit unique finishes per their specific application method and unique appearance. These shall be grouped with existing Finish Descriptions if it expands that area. Further detail shall follow the established generic classification of Base Material (0 thru 9) and the Category (B thru E) used to delineate on intended use and appearance over time. Note – Category “A” is reserved for BHMA match plates.
- After successful completion of performance testing per A156.18 and the requirements of an associated ANSI/BHMA A156 Series Standard, a unique BHMA Code Number will be assigned for the manufacture to use along with their submitted Finish Nomenclature.

Expand definitions as follows to ensure that manufacture unique finishes are classified in a manner to enable comparison and linkage between equivalent finishes.

1.3.1 **Organic Coating:** A type of coating whose primary ingredients are from compounds rich in carbon, are non-metallic and primarily used to provide additive type finishes on the materials on which they are applied. May be monolithic (consisting of only one layer) or two or more layers and include primers and topcoats (enamel, varnish and paints). Applications include sprays, rollers, dips, and by electrostatic means.

1.3.2 **Inorganic Coating:** Include surface conversion, anodizing, enameling, metallic coatings and other methods. It is a metal coating applied as hot-dip galvanizing, thermal spraying, electroplating, chemical and vacuum coating. The choice of coating metal and method is tailored to the base metal, size and shape, application area and requirements for physical properties.

**2. Reason/ Supporting Information:**

To expand finish classification and allow manufacturers with unique finishes to have a means of certifying to a performance requirement.